

kitchens

ASHTON LEWIS

kitchens

Welcome...

Let the purchase of your new kitchen be a journey that will change the way you feel and live within your home.

Before you lies a comprehensive guide that offers more than just advice on designing your dream kitchen, it extends to other areas of your home.

Open plan living can now be enhanced with complementary standalone furniture pieces such as sideboards, media units and coffee tables and it doesn't stop there!

Other additions such as a home office, bootroom, laundry room or pantry can add real value to your home and lifestyle.

Let us take you on that journey, let us inspire your life indoors!

General Information 04-13, 206-239

Some important factors to consider when choosing your kitchen:

Lifestyle & Design	04
Internal Solutions	06/206
LED Lighting	08/212
Beyond the Kitchen	10
Quality Ingrained	12
Finishes	216
Kitchen Ranges (at a glance)	219
Handle Choices	224
Handleless Rails	236
Furniture Legs	237
Kitchen Door Care & Maintenance	238

Timeless Elegance 14-61

A sophisticated and luxurious collection of timeless classics.

Aldana	40
Belgravia	34
Clifden	30
Dawson	52
Ellesmere	22
Harborne	48
Jefferson	60
Madison	56
Winslow	18
Aldana	96
Clifden	74
Dawson	94
Ellesmere	82
Jacobsen	70
Jefferson	104
Kensington	86
Madison	98
Wakefield	100
Winslow	66

Country Chic 62-105

Realise your country kitchen dream with this stylish rural collection.

Dramatic Overtones 106-149

Strong colours and bold textures characterise this innovative collection.

Aldana	110
Dawson	116
Florence	140
Georgia	138
Harborne	126
Kelso & Zola Matte	142
Kensington	120
Madison	134
Strada Matte	148
Wakefield	132
Zola Matte	144
Zola Matte, Rezana & Ferro	146
Aldana	198
Arrington	194
Clifden	190
Ellesmere	202
Harborne	184
Kelso & Zola Matte	180
Strada Matte	172
Strada Matte & Tavola	176
Tavola & Zola Matte	166
Tavola & Zola Soft-Matte	154
Zola Gloss & Tavola	170
Zola Soft-Matte	158
Zola Soft-Matte & Rezana	164

Sleek Serenity 150-205

A serene collection of ergonomically designed kitchens.

This document is intended only as a guide and, as no picture can accurately convey colour representation it is suggested you examine our products personally before purchase. Only then can you appreciate the detail of each and every component, the finishes applied and the superior quality. If your chosen finish is not on display, we recommend that you order a sample.

Lifestyle & design



Never before has there been more opportunity to create the ultimate kitchen, based on your lifestyle. Whether you possess a flair for the dramatic, prefer a serene oasis or want to steep yourself in traditional comfort, your own 'personal' kitchen can be realised.

Not to be underestimated, the design of your new kitchen is one of the most important decisions you can make. From cabinet and appliance layouts to finishes and textures, the design choices you implement will affect how you enjoy your kitchen for many years to come.

Internal Solutions



Whether you have a larger kitchen or less space to work with, there'll always be those dreadfully bulky items which prove a pain to store or other everyday items which aren't as accessible as they could be.

Our range of indispensable internal solutions allows you to achieve an organised, practical kitchen without compromising on its aesthetics. From pull-out corner storage to integrated waste bins, we have an ideal solution to suit your everyday needs.





LED Lighting

As kitchens are increasingly performing on a multi-functional level, adequate lighting is essential. A cleverly designed lighting scheme has the power to transform a kitchen into a truly impressive space that sets the mood for cooking, dining, relaxing and entertaining. A diverse range of LED lighting options are available to ensure your kitchen design is taken to the next level in terms of both style and practicality.

Beyond the kitchen

Our 'Beyond the Kitchen' concept allows for ease of continuity between various living zones with the introduction of complementary furniture such as media units, sideboards, coffee and side tables.

With an increase in remote working, the home office has become an essential haven. Regardless of space, through clever design you can integrate a practical working area into an existing space or create a dedicated room for the perfect working environment.

Throughout the brochure you will also find fabulous examples of pantries, bootrooms and laundry/pet rooms, all of which combine clever functionality with stunning creative design.



Quality Ingrained



Quality excellence should be an integral aspect of any furniture you choose to purchase and something you simply expect, regardless of budget. Whether it is the construction, finish or design detail of our ranges you can be sure that premium quality is our top priority. With this in mind you are free to concentrate on the look and feel of your new kitchen, confident that the quality is ingrained.

Timeless Elegance

Belonging to an era that time forgot, Timeless Elegance represents enduring sophistication and luxury with beautifully crafted kitchen furniture that will last and last. Interspersed with ornate detailing and grand features, this classic collection brings traditional elements to the fore resulting in a stylish yet comfortable kitchen space that feels like it has always been there.



SETTING THE SCENE

Add authenticity to your timeless environment with the use of subtle textures and finishes that bring out the elegant nature of your kitchen furniture. Sumptuous materials such as velvet for upholstery, marble for worktops and timber for features such as internal shelving will create a feeling of abiding comfort. Don't be afraid to inject an ornate flavour into your design by including elements such as chrome handles and modern style lighting, as this will only enhance the look and feel!





WINSLOW

Featuring subtle line detailing around the perimeter of the door, Winslow creates the illusion of an authentic timber inframe kitchen. Available in a wide variety of painted finishes or colour match for that desired shade, Winslow comes with a wealth of accessories meaning the design possibilities are endless.

- 1 Winslow painted Pantry Blue and Porcelain. Multifunctional island incorporates pastry benches with solid Oak slatted shelving. Triple panel doors framed with top box doors and open shelving leads into a practical walk-in pantry. Worktop and backsplash is Viola Blue collection.
- 2 Bright and spacious walk-in pantry provides extra workspace and storage.

Handle: K1-309, K1-310 and K1-311 (See page 226).



- 1 Create beautiful, practical symmetry with built in shelving and drawer storage, pair with LED under cabinet lighting for a soft, ambient effect.
- 2 Compact home office area with beautiful coastal views.
- 3 Bootroom features triple panel doors, top box cabinets and open shelves designed for ample storage and finished with a solid Oak bench.



ELLESMERE

A timeless classic, Ellesmere offers style in abundance. Its subtle line detailing on the outer front of the door creates the illusion of a true inframe kitchen but with a more affordable price tag. Ellesmere's superior smooth matte painted finish and wealth of accessories combines luxury and practicality to create a kitchen that's perfect for everyday living and entertaining.

- 1 Ellesmere painted Light Grey and Slate Blue, a sophisticated colour palette which creates a bright and spacious timeless appeal. This classic style is enhanced with cornice, undercornice & moulded plinth detailing. Doors featured on the sides of the Slate Blue island create a luxurious framed look. Worktop is Dekton Natural Collection Rem.
- 2 Create a focal point of interest with antique foxxed glass recessed into backsplash above range cooker. Opt for wide drawerfronts underneath double appliances for a more contemporary, linear look.

Handles: K1-255 and K1-257 (See page 230).





- 1 This cleverly integrated home office in Light Grey blends harmoniously with the adjoining kitchen space and offers a wealth of storage alongside beautiful beaded panelling to create a practical workstation.
- 2 Wide media unit in Slate Blue.
- 3 Adjoining bootroom featuring a combination of triple panel doors and top box doors for extra height. Beaded panelling creates a traditional, stylish space for hanging coats and is complemented by solid Oak bench seating.

Furniture Handle: K1-257 (See page 230).



2



3

- 1 Ellesmere painted Dust Grey. The mix of stylish metallic accessories and brass open shelving creates an elegant, luxurious space with a contemporary edge. Worktop, backsplash and open shelving is Calacatta Paonazzo.
- 2 This classic C-shaped kitchen design features an elaborate canopy with arched legs. Practical LED task lighting is cleverly incorporated beneath the wall units, which feature doors with integrated pelmets for that classic inframe look.

Handle: K1-159 (See page 228).



- 1 Plain glazed frames on the breakfast bar area acts as a chic design feature and doubles up as an additional storage option with warm ambient cabinet lighting.
- 2 Classic drinks dresser oozes glamour with integrated Oak glass holders, bottle racks and bi-folding doors, resulting in a perfect hub for entertaining.





CLIFDEN

Inspired by the simple beauty of the traditional shaker design, Clifden combines a slim frame with a smooth painted finish to create something truly impeccable. A contrasting palette of muted and rich tones works harmoniously with design elements such as double panel doors, plain dresser frames, an overmantle shelf and beaded panelling to create a truly majestic kitchen space.

- 1 Clifden painted Heritage Green and Porcelain. A beautiful yet functional integrated pantry unit features double panel doors. Worktop is Dekton Stonika Xgloss Collection Natural18c2 and backsplash is Rough Old Glass Vintage.
- 2 Be inspired by this large multi-functional island unit which features space for seating, an integrated wine cooler and bespoke ice bucket recessed into the worktop, providing the perfect space for entertaining.

Handle: K1-218 (See page 230).





- 1 Opt for a bespoke integrated pantry unit. Pair with beautiful finishing touches such as LED down lights and a quirky half base ladder for those hard to reach areas.
- 2 Dedicated home office space in Heritage Green. Plain glazed frames and beaded panelling add character to create the perfect work environment.



BELGRAVIA

The epitome of true elegance, Belgravia brings both style and substance to your home with its ornately detailed inframe design and numerous accessories. Featuring a superb quality painted finish with visible woodgrain you can create a timeless masterpiece within your home.



- 1 Belgravia kitchen painted Slate Blue and Porcelain. Worktop is Vienna Quartz.
- 2 Detail showing four door larder and rounded mantie shelf.
- 3 Four door larder displaying internal coffee station with open shelving and storage drawer.

Handles: K1-169 and K1-191
(See pages 227 & 229).





1. Quadrant barrel unit with solid Oak inset trays and circular timber top.
2. Dresser internal featuring glass holder and bottle rack.
3. Dresser unit featuring curved and straight cornice detailing with double panel doors.





- 1 Belgravia kitchen painted Parisian Blue and Stone. Worktop is Calacatta Porcelain.
- 2 Tall larder unit featuring top boxes, under cornice and cornice.



- 3 Island with curved doors and moulded skirting plinth. Open wall display unit with curved doors.
- 4 Curved base door with moulded skirting plinth.

Handles: K1-192 and K1-194 (See page 229).



1

ALDANA


The stunning simplicity of the Aldana shaker-style door is accentuated by its narrow frame for a decidedly modern look. This door is accompanied by a host of accessories that will expand your design options to create a kitchen that meets all your expectations.

- 1 Aldana kitchen painted Porcelain and Cashmere. Island features a large breakfast bar with open shelves in Light Oak. Worktop is Silestone Lusso.
- 2 Aldana extends into the living space which incorporates an Aldana sideboard and media unit.

Handle: K1-278 (See page 234).



2



- 1 Coordinating media unit in Cashmere and Light Oak creates a cohesive muted colour scheme.
- 2 This simplistic sideboard design provides extra storage wherever you need it.

Furniture Handles: K1-278 (See page 234).



- 1 Aldana kitchen painted Marine and Stone. Displays beautiful end panels on the wall and base units, created with pilasters and feature plinth. Worktops are Dekton Valterra Ultra Compact (island) and Dekton XGloss Tundra Ultra Compact (base units and dresser).
- 2 Dresser displaying Georgian frames with horizontal bars and acute angled cornice.

Handles: K1-195 and K1-198 (see pages 229).



- 1 Walk in Pantry featuring base units and open shelves in painted Stone.
- 2 Solid Oak dovetail drawer with cutlery insert.
- 3 A welcoming entrance with cloak and bootroom featuring seating and storage.



HARBORNE

Combining the linear detailing of a handleless door with a subtle shaker frame, Harborne captures the true essence of traditional styling with a contemporary twist. Be as adventurous or as serene as you like with our multitude of amazing colours, you can create an environment that reflects your personality and lifestyle.



- 1 Harborne painted Slate Blue and Citrus Green (using our Colour Match Service, see page 219). Worktop is Dekton Nayla.
- 2 A chunky open shelf provides a practical and decorative feature to perfectly link the tall housing units on either side of the hob.





- 1 A perfect example of how complementary furniture can enhance an open plan living space.
- 2 Compact but beautiful freestanding and wall hung media combination, enhances the living space visually and practically.
- 3 Contemporary sideboard accentuated by a dark but soft Slate Blue, the perfect partner for its brass legs.
- 4 Integrated seating features pull-out storage drawers and double larders in painted Stone.

Furniture Legs: Antique Brass (See page 237).



DAWSON

Dawson's slim frame, sloped internal profile and v-groove detailing offers a unique design that can adapt to suit both contemporary and traditional styling. Featured here using mock inframe, glazed doors and open shelves to create lots of detail and interesting focal points. Dawson is available in six stunning colours that will easily bring your dream kitchen to life.



- 1 Dawson Indigo kitchen featuring a long window seat with storage, spice rack fronted extractor unit and open shelves with stainless steel rail details. Units are framed with universal moulding to create a traditional inframe look. Worktop is Dekton Bergen.

Handle: K1-259 (See page 230).





- 1 Glazed dresser unit with open shelves.
- 2 Dawson utility features a raised washing machine with handy pull-out shelf below. Other features include tall broom cupboards, laundry rail and wall unit with open shelves and stainless steel rail.



MADISON

The layout of this Madison kitchen is designed for modern living. The warmth of rich Light Oak and Ivory evokes an inviting feeling and special designer features such as open shelving offer an abundance of storage space.

- 1 Madison kitchen in Light Oak and painted Ivory featuring a working overmantle and open shelves in Light Oak to complement the elegant island. Moulded skirting plinth and traditional cornice combine to add opulence to this classic kitchen. Worktops are Silestone Et Calacatta Gold.
- 2 This magnificent dresser/media unit is the perfect solution to complete this traditionally styled, open plan living space.

Handles: K1-268 and K1-271 (See page 227).





- 1 Madison kitchen painted Cashmere and Graphite. Also shows tall unit with glazed top boxes. Island with bespoke door panel, moulded skirting plinth and solid Oak inset trays with chopping boards. Worktop is Silestone White Storm Quartz.
- 2 Simple flat canopy design flanked by double panel feature doors.

Handles: K1-156 and K1-159 (See page 228).



JEFFERSON

The quintessentially traditional design of the Jefferson door, with its raised centre panel and defined grain painted finish, exudes charm and sophistication. Choose from an extensive selection of both standard and made to order accessories to devise a kitchen that is totally unique and special.



- 1 Jefferson kitchen painted Light Grey and Gun Metal Grey. Worktop is Honed Marble.
- 2 Pastry bench with solid Oak worktop and slatted shelf.
- 3 Worktop dresser featuring Edwardian carved frames.

Handle: K1-269 (See page 227).



Country Chic

With a varied selection of warm furnishings and punchy painted finishes, Country Chic offers a taste of the traditional with an edge. Retaining all the rudimentary design elements of the much loved rural kitchen, our Country Chic collection adds a contemporary twist with the inclusion of daring colour combinations and unique accessories. Revel in this fresh new look at a time-honoured favourite.



SETTING THE SCENE

Many people aspire to owning a home in the countryside. This may only be a fantasy for some, but it is possible to experience a taste of the country no matter where you live. Introduce a rustic feel to your home with the inclusion of popular country favourites like beaded panelling, visible ceiling beams and natural materials such as timber, slate or stone. Add a chic touch with contemporary accents like vibrant colour mixes and innovative cabinet configurations and live the ultimate rural dream.



WINSLOW

The sophisticated Winslow in Taupe Grey and Willow sits right at home in this country haven. The earthy colour palette coupled with the door's beaded centre panel and routed shaker design allows you to achieve a premium inframe look without the price tag.



- 1 Versatile central island in statement Willow incorporates integrated seating, built in sink and ample storage. Worktop and backsplash is Dekton Natural Collection Portum Kc.
- 2 The cornice and moulded plinth detail inspires a timeless look. Combine with a mix of metal accents to create a contemporary edge.
- 3 Stylish drinks dresser in Willow features glazed bi-fold frames and accompanying triple panel doors.

Handles: K1-169 and K1-315 (See page 227).





- 1 Symmetrically designed media unit with open shelving and base cabinet storage in Willow acts as a practical but beautiful focal point. Incorporate LED strip lighting for a soft, ambient effect.
- 2 A beautifully designed window seat framed with purposeful built-in storage. The serene Taupe Grey offers a sanctuary to unwind from modern day living.



- 3 Laundry room in Taupe Grey is a seamless extension off the kitchen. Positioning appliances at eye level offers a more ergonomic design and a practical organised space. Enhance the bright and airy look with a quirky injection of bold chequered flooring.
- 4 Incorporate a miniature washroom for your family pets. Frame with marble surround and gold finishing touches to keep it chic for even the smallest of spaces.



JACOBSEN

Truly traditional, Jacobsen's sophisticated inframe effect door features a classic raised centre panel. The design is adorned by a natural ash grain and a line detailing the door's perimeter adding further opulence to the style. Coupled with a complementary selection of accessories, the range can seamlessly transition throughout other spaces in your home.

1 Tall larder cabinetry creates additional storage space in this country chic kitchen. Jacobsen painted Light Teal and Taupe Grey pairs perfectly with Caesarstone's 5151 Empira White worktop & backsplash.

Handles: K1-359 and K1-360 (See page 231).



2 Statement traditional cornice and open shelving in Light Teal with signature T & G panelling embodies country style living to its fullest. LED spotlights create an ambience and finish off the look.

- 1 T & G wall panelling, tall open shelved dresser and rustic style handles create an idyllic country space.
- 2 Island unit featuring moulded skirting creates a focal point and offers additional seating.



- 3 Wide sideboard in Taupe Grey incorporates central run of drawers and good cabinet storage.
- 4 Compact L shaped home office in Taupe Grey with maximum storage potential in open shelves, countertop cabinet and under cabinets.

Furniture Handles: K1-359 and K1-360 (See page 231).





CLIFDEN

The simplistic, understated style of the Clifden range offers ultimate versatility when it comes to devising the perfect kitchen space. Its widespread appeal means it sits right at home in a country setting and fuses perfectly with contemporary elements such as the glazed patio doors and modern integrated seating area, resulting in a flawless, functional space.



- 1 Clifden painted Marine and Light Grey. Back wall features canopy with arched legs nestled between beaded panelling for authentic country style living. Multi-functional L-shaped island features end pastry bench and an integrated dining space. Worktop and splashback is Corian Antarctica.
- 2 Bookcase in Light Grey with inset Oak shelving frames the dining space.

Handles: K1-267 and K1-270 (See page 227).
Furniture Handle: K1-270 (See page 227).

- 1 Integrated pull-out bin in an Anthracite and Silver Steel finish. Features four compartments for an efficient, concealed way to manage everyday waste.
- 2 Walk in pantry provides additional storage with base cabinetry and open shelving in Light Grey. Solid Oak half base ladder allows easy access for hard-to-reach areas.



- 3 A stunning recessed feature dresser which incorporates tall triple panel doors and plain glazed frames, perfect for maximising storage and displaying everyday kitchen items. Incorporate LED downlights for a soft, ambient glow.

- 1 Clifden painted Light Grey and Vintage Pink island. Create the illusion of an inframe kitchen using universal moulding. Incorporate other design features such as a canopy, cornice detailing and plain glazed frames for a touch of country style living. Worktop is Dekton Natural Collection Rem with island worktop in solid Oak.

Handles: K1-267 and K1-270 (See page 227).



2



3

- 2 Floor to ceiling triple panel doors and integrated shelving, cleverly framing the American fridge freezer.
- 3 Arco Linea corner pull-out in Anthracite, allows you easy access to those hard-to-reach areas. Perfect for storing tableware, pots and pans.

- 1 Console table in painted Light Grey incorporates drawer storage and decorative Oak shelving.
- 2 Combining style with functionality, this bootroom incorporates ample storage through tall triple panel doors, drawers and shelving. Also features beaded panelling and bench seating, classic hallmarks of country living.

Furniture Handles: K1-270 (See page 227).



ELLESMERE

Sophisticated elegance is the essence of the Ellesmere range which is majestically showcased here in this contemporary rural setting. The generous, freestanding island creates a focal point and works beautifully with feature beaded half wall panelling and rustic flooring to create an idyllic country haven.

- 1 Ellesmere painted Heritage Green. Features beautiful working overmantle and large freestanding island unit for ultimate practicality. Worktop is Silestone Miami Vena Nebula (back run) and solid Oak (Island).
- 2 A fusion of shaker doors, slab pan drawers and plain glazed frames featuring integrated pelmets creates a rich and sophisticated look.
- 3 American fridge freezer symmetrically nestled between triple panel doors and top units with cornice. Colour matched, partially glazed double doors leads into utility / bootroom.

Handles: K1-192 and K1-194 (See page 229).





- 1 The addition of a complementary console table works in harmony with the main island unit which features a bespoke towel rail in solid Oak.
- 2 Partially glazed partitions cleverly zone the space into distinct living spaces. Wall panelling in Heritage Green and bench seating in the dining area creates a seamless look beyond the kitchen and adds a real touch of sophistication to the space.



- 3 Multi-functional laundry / bootroom provides a wealth of storage. Eye level appliances ensure extra convenience for daily use. Coat area features beaded panelling and bench seating lends itself perfectly to the overall rural styling.

Furniture Handle: K1-194 (See page 229).



KENSINGTON

Push the boundaries of country style living by opting for bold colours and textures as shown in this coastal retreat. With its v-groove door design, grained finish and array of accessories, Kensington is ideal for those seeking a stylish, yet durable kitchen for busy family lifestyles.

- 1 Kensington in Light Grey & Dust Grey. Moody paint hues creates a striking contrast to the lighter tones in the kitchen area. The small multi-purpose island provides additional worktop space, storage and an area for casual dining. Worktop is Silestone Nubula Halcyon and backsplash is Hoxton White Gloss Porcelain tiles.
- 2 Feature glazed frames with modern cornice detailing not only provides stunning visual appeal but can also create the illusion of more space.

Handles: K1-357 and K1-358 (See page 231).



- 1 Show off your walk-in pantry with under shelf LED strip lighting and a feature pocket glass door to maximise the flow of light into those darker corners. Incorporating a mix of stylish open shelving and base units provides both a beautiful and functional area meeting the demands of modern living.



- 2 Extend beyond the kitchen with a coffee table in complementary Light Grey making your room feel complete.
- 3 Entrances or hallways can easily be one of the most neglected parts of the home. Where a bootroom is not feasible, clear the clutter with a practical storage bench which cleverly doubles up as seating.

Furniture Handle: K1-357 (See page 231).





1 A spacious Kensington kitchen in Indigo featuring a solid Oak open shelf and large island with breakfast bar. Also includes tall cabinets with integrated fridge and freezer. Worktops are Dekton Aura15.

Handles: K1-361 and K1-362 (See page 231).



2 Cozy dining area makes the perfect space for family living and entertaining friends.



1 Kensington in Cashmere creates a warm cosy feel to this compact kitchen which opens up onto the patio for outside dining. Worktop is solid Oak timber.

Handle: K1-259 (See page 230).



2



4



3

- 2 Adding an underplinth below the doors, enhances the overall streamlined design of this Shaker range.
- 3 A tall dresser unit creates the perfect larder. Extra storage is provided with decorative open shelves.
- 4 A beautiful console table complements the kitchen providing decorative and practical storage.

DAWSON

Dawson lends itself well to this rustic shabby chic decor. Details such as the sloped internal profile, v-groove and smooth finish contrast perfectly with this eclectic mix of rough timber and wall finishes. A traditional pantry designed with open shelves and wicker baskets, adds a practical as well as decorative element to this cosy family home.

1 Dawson Kitchen in Porcelain and Cashmere displaying feature plinth, open shelves and walk in pantry with wicker baskets. Worktops are Cosentino Colonial White and solid Oak timber.

Handles: K1-257 and K1-255 (See page 230).



2 Walk-in pantry featuring open shelves and pull-out wicker baskets.
3 A wide sideboard in Cashmere offers ample storage in the dining area and complements the kitchen perfectly.

Furniture Handles: K1-257 and K1-255 (See page 230).





3



4

- 3 Island with solid Oak inset chopping boards.
 4 Designer canopy with oversized, shaped corbels sits majestically above the central island that boasts convenient open shelving.

ALDANA

A kitchen that ideally lends itself to a rustic look, Aldana's slim frame accommodates the hallmarks of country living perfectly. Whether you choose a more traditional approach with T&G panelling, earthy colours and pastoral style accessories or decide to go a more modern route with dynamic colour combinations and designer styling, your country kitchen will evoke that comforting, lived in feel.

- 1 Aldana kitchen painted Viridian. Features universal pillar to create a framed look and plain glazed frames. Worktop is Dekton Entzo Ultra Compact.
 2 Entrance hall featuring bench seating and T&G panelling.

Handle: K1-210 (See page 230).



2



97

MADISON

Effortlessly chic and stylish, the Madison shaker door with v-groove makes an impressive statement with its simple detailing and selection of accompanying designer accessories. Classic in both function and form Madison will fit happily into any sized space to bring you a kitchen that works hard and looks fabulous.

- 1 Madison kitchen painted Porcelain and Marine is used to create a modern twist to a traditional setting. Window seats make a stunning and practical storage solution. Worktop is Dekton Kovik.
- 2 The T&G feature on the compact island with breakfast bar and open shelves in Light Oak is reflected on the wall run to enhance the simplistic styling of the Porcelain units.
- 3 Sideboard featuring drawerpack and moulded skirting plinth.

Handles/Furniture Handles: K1-256 and K1-258 (See page 230).





WAKEFIELD

This traditional door with beaded centre panel finds its place in a modern setting with the use of a simple linear cornice which reflects the architecture. The subtle natural colour of Cardamom is complemented with the Light Oak island, creating a warmth to this bright contemporary space.



1 Wakefield painted Cardamom with Light Oak island. Featuring tall larder units with glazed top boxes. The island is given prominence with its chunky modular pilasters and open shelf pastry bench. Worktop is Dekton Fossil.

Handles: K1-268 and K1-271 (See page 227).





1 The open plan living space complements the kitchen with a coffee table and wide media unit in Cardamom with contrasting Light Oak open shelves.

Furniture Handle: K1-271 (See page 227).



JEFFERSON

The ornately constructed Jefferson door with its moulded, raised centre panel will bring your rural space to a different level. Available in Oak or with any painted finish and offering a large selection of specially appointed accessories, the number of design possibilities are endless with this classically elegant kitchen.




- 1 Jefferson in Light Oak and painted Ivory combines lots of rich tones and textures creating a feeling of cosiness and homeliness. Worktops are Dekton Milar.
- 2 Dresser with solid Oak wine glass holder and wine rack.
- 3 Extra storage and seating are cleverly incorporated with cushioned window seats.

Handles: K1-214 and K1-218 (See page 230).



2



3

Dramatic Overtones

Strong colours, bold textures and innovative styling are key features of the Dramatic Overtones collection. Designed for those with an adventurous spirit, these kitchens will make an audacious lifestyle statement. The use of compelling and unique finishes including a weathered metal look and textured timbers provide the perfect canvas to showcase these contemporary door styles and accessories.



SETTING THE SCENE

When it comes to Dramatic Overtones there is no holding back. It is all about making a daring statement and powerful colours are the key to ensuring your dramatic kitchen is a success. Strong blues, greens and greys are prevalent and when combined with finishes such as brass and bold textures such as stained ash or cross scratched oak you will create a kitchen space that is certain to provoke the senses.





ALDANA

The sophistication of the Aldana door is given a dynamic injection of colour to create a decidedly modern look. Its painted green grained finish and narrow framed shaker style door in rich Heritage Green works in harmony with contrasting textures such as marbled stone, natural wood and exposed brickwork.



- 1 Aldana Heritage Green kitchen featuring a multi-functional island with integrated seating, perfect for dining or entertaining. Worktop and backsplash is Calacatta Borghini marble slab.
- 2 Full height storage featuring triple panel doors and open shelving provides a stylish alternative to conventional wall units in the main run of the kitchen.

Handles: K1-330 and K1-331 (See page 232).





- 1 Keep everyday items concealed with clever hallway storage that blends beautifully with other areas within the home. Featured T & G panelling lends to the rustic country styling.
- 2 A hidden home office with bespoke pocket doors.
- 3 Custom built full height media wall featuring glazed doors and decorative shelving.





1 Aldana kitchen painted Graphite.
Worktop is Dekton Kelya Ultra Compact.

Handles: K1-197 and K1-200 (See page 229).



2 Island displaying double door end panel framed with under plinth and chunky pilasters.
3 An Aldana media unit in Graphite perfectly completes the furnishing requirements of this industrial living space.

Furniture Handle: K1-200 (See page 229).

DAWSON

Dawson perfectly occupies this townhouse setting and proves that small spaces don't have to compromise on design. It's narrow frame, v-groove detailing and durable smooth foil finish creates the ideal balance of style and practicality. Choose from six stunning colours and a variety of accessories to create a modern, chic living space.



- 1 Dawson kitchen in Graphite. Feature glazed frames and a contemporary breakfast bar design creates the illusion of more space. Split level open plan living means you can seamlessly integrate your kitchen style into other areas of the home such as the adjacent dining area. Worktop and splashback is Kronospan Dark Terrazzo Marble Postformed SJ K102.
- 2 Linear bank of wall and base units coupled with the integrated cooker hood creates beautiful symmetry in this small space.
- 3 Full height units and recessed feature frames with accompanying worktop space works as a striking yet functional addition to the main kitchen area.

Handle: K1-391 (See page 235).



- 1 Utilise every inch of space in the tightest of areas by opting for a smart, dual-purpose feature such as this bench seating with integrated drawer storage.
- 2 Split level view leading off to dining/home entertainment bar area.
- 3 An extravagant drinks dresser with an abundance of design features acts as a luxurious hub for entertaining. An integrated wine cooler, open glass shelving and feature glazed doors with ambient LED lighting all helps to create the ultimate style statement.

Furniture handle: K1-391 (See page 235).





KENSINGTON

The perfect example of how a small L-shaped kitchen can create maximum impact. Kensington in rich Heritage Green is beautifully paired here with brass metallic accents. Available in 9 trendsetting colours, this shaker style door features a stunning grained finish and v-groove detailing for added depth.

1 Tall larder units and snug bench seating with drawer storage are ideal features where space is at a premium. Worktop is 5101 Empira Black, backsplash is Brass finish.

Handles: K1-382 and K1-383 (See page 233).




- 1 Symmetrical paired drawer packs surround the oven with microwave and warming drawer. Floating wall units help to create a more open space while housing the built-in extractor.
- 2 Pair the rich grained texture of the Heritage Green with contrasting black handles for an industrial look.
- 3 Transform your hallway into a practical but welcoming space. Bench seating and drawer storage is finished off beautifully with wall panelling for extra character.





1 Kensington kitchen in Graphite featuring simple linear styling. Worktop is Dekton Sirocco.

Handle: K1-279 (See page 234)



2 A magnificent island divides the various living zones of this open plan space.

3 Coffee table in Graphite complements the kitchen.

Furniture Handle: K1-279 (See page 234)

HARBORNE

This eclectic Harborne kitchen in painted Graphite and quirky interior styling creates drama while utilising awkward spaces. Complementary furniture pieces add the finishing touches to create a seamless flow from the kitchen to other open plan areas in the home.

- 1 A contemporary twist on the classic shaker, Harborne's painted grained finish and integrated handle design works exquisitely in this small, contemporary space. Features glazed doors and open shelving. Worktop is Egger Anthracite Jura Slate. Backsplash is Black Alalpardo tiles.
- 2 Integrated casual dining area blends wonderfully with the main kitchen area.





- 1 Don't let small spaces limit your design possibilities. Incorporate a bespoke bar area to include tall cabinets, an integrated wine cooler and glass holders; a luxurious addition to modern day living.
- 2 Side table in Graphite with Egger Anthracite Jura Slate worktop.
- 3 An ergonomically designed Home Office provides a neat workstation with ample storage while complementing other areas in the kitchen/living space.


Furniture Legs: Brushed Chrome (See page 237).





- 1 Harborne painted Graphite and Chicory Red (using our Colour Match Service, see page 219). Worktop is Neolith Nero Marquina.
- 2 Customise your furniture beyond the kitchen by opting for complementary pieces such as a semi-fitted dresser, coffee table and bookcase.
- 3 A stunning Harborne bookcase in Chicory Red (Colour Match Service, see page 219) with back panel in Graphite and antique brass legs.

Furniture Legs: Antique Brass (See page 237).





3



WAKEFIELD

Often seen in a more traditional setting, Wakefield is successfully used here to add a more eclectic look and feel to this contemporary open plan living space. Open shelving features heavily to add practical and decorative storage and gives this modern area a sense of warmth and homeliness.

- 1 Wakefield kitchen painted Marine creates a dramatic element to this modern rural home. Worktop is Caesarstone Supernatural 5143 White Attica.
- 2 Stunning dining area furnished with a complementary sideboard.

Handle: K1-277 (See page 234).



2



4

- 3 Make a real statement with tall triple panel doors, functional as well as beautiful. The multilevel island is designed to effectively divide and reflect the open plan architecture and create functional spaces.
- 4 This sideboard painted Marine shows off the beautiful grain finish and beaded profile of the Wakefield door.

Furniture Handle: K1-277 (See page 234).



1

MADISON

This stunning injection of warm Vintage Pink complements the Parched Oak timber while contrasting with the cool tones of Slate Blue. Madison's simplistic shaker door with timber grain finish offers you endless possibilities to create your perfect statement kitchen and living space.



1 Madison kitchen painted Vintage Pink and Slate Blue. Features extra tall larder units with pullout drawers below. Open shelves in Parched Oak reflect the dramatic architectural features of the skylight. Worktop is Dekton Aura.

Handles: K1-263 and K1-266 (See page 227).





- 1 Arco Compact corner pull-out features Chrome round wire rails and White non-slip base. Perfect for storing tableware, pots and pans.
- 2 A combination of Vintage Pink and Parched Oak flatter the linear design of these furniture pieces providing a warm sophisticated look in the living area.

Furniture Handles: K1-263 and K1-266 (See page 227).





GEORGIA

Offering a selection of on trend colours the Georgia kitchen is a shaker-style door featuring a smooth painted finish and is ideal for those who like to experiment! A truly versatile design that lends itself equally to a wide range of styles from modern industrial to cosy traditional.

1 Georgia kitchen painted Marine. Worktop is Neolith Calacatta C01R.

Handles: K1-261 and K1-264 (See page 227).



- 2 A Georgia media unit silhouettes the industrial brick wall in the living space.
 3 Media unit painted Marine with contrasting Parched Oak open shelf perfectly complements the detailing in the kitchen.

Furniture Handle: K1-264 (See page 227).




FLORENCE

When a room is flooded with natural light it gives you the opportunity to be as bold and dramatic as you dare. The classic style of Florence with its smooth finish and beaded profile is dramatically combined with dark olive walls and brass accents to create a rich and vibrant living space.

1 Florence kitchen painted Slate Blue. Worktop is SapienStone Arabescato.

Handles: K1-273 and K1-277 (See page 234).



- 2 Window seats are the perfect addition to any home. Combined here beside patio doors to really make the living space extend into the garden.
- 3 Glazed doors add a point of interest to the island.
- 4 Using the same style as the kitchen a small home office is placed in the window nook, providing a light and airy place to work.



3



3 Detail of the Ash timber grain of Kelso stained Truffle Grey. End Panels and plinth are Zola Matte painted Graphite. Handleless rail also painted Graphite.

4 A Zola Matte sideboard painted Graphite takes pride of place in the dining area.

Furniture Legs: Brushed Chrome (See page 237).



4

KELSO & ZOLA MATTE

This stunning contemporary setting features the dramatic ash grain of Kelso stained Truffle Grey paired with the contrasting smooth finish of Zola Matte painted Graphite.

- 1 Kelso and Zola Matte featuring handleless graphite and aluminium rails for a seamless linear design. Worktop is deKton Laos.
- 2 Floating island in Zola Matte Graphite.

Handle: K1-204 (See page 228).

Handleless Rail: Aluminium, other finishes available (See page 236).



2



1

ZOLA MATTE

A stunning open-plan living space with bold decor choices showcases this stunning Zola Matte kitchen. The smooth painted finish of the doors seen here in dramatic Slate Blue, creates the perfect base for adding rich complementary colours. The design possibilities are truly endless!



- 1 Zola Matte painted Slate Blue is contrasted with the 3D texture of the slatted wooden wall feature. Worktop is Dekton Fossil.
- 2 Quirky sideboard with open shelves is used to partition the living area from the kitchen.
- 3 The living area is further complemented with a contemporary media unit and sits perfectly with the metal frame shelving unit.

Handle: K1-280 (See page 234).
Furniture leg: Brushed Chrome (See page 237).

1



2



3



- 1 Island features Ferro in Oxidized Copper and tall oven housing features brushed, cross scratched finish of Rezana in Espresso Oak. Worktop is Silestone Cemento Spa Quartz.
- 2 Larder with Zola Matte painted Lava and featuring open shelving in Rezana Espresso Oak.
- 3 Detail showing handless rail system in copper with Ferro drawer fronts in Oxidized Copper.
- 4 Rezana panels used to create a dramatic feature wall.

Handle: K1-158 (See page 228).

Handleless Rail: Available in PTO (See page 236).

ZOLA MATTE, REZANA & FERRO


Three door finishes that were born to live together, the Zola, Rezana and Ferro ranges celebrate their simple construction by sporting a spectacular selection of finishes. Rezana, with its cross scratched timber finish is the perfect complement to Zola Matte and Ferro's unique oxidised copper look, resulting in a match made in heaven.



STRADA MATTE

Strada's cutting-edge door with integrated J-handle perfectly accommodates a blend of daring tone-on-tone styling. A kitchen designed for those who appreciate colour, the dark Marine is contrasted with vibrant, rich and earthy tones to create an eclectic and luxuriously styled room.

1 Strada Matte Marine is styled beautifully in this stunning city apartment where the dramatic colour tones are contrasted with the natural timbers of the herringbone floor. Worktop is Dekton Vera.



2 Continuing with the tone-on-tone theme the living space is furnished with a Strada Matte media unit which is detailed with antique brass legs.

Furniture Legs: Antique Brass (See page 237).

Sleek Serenity

Smooth textures and an opposing fusion of subdued and bold tones captures the essence of the Sleek Serenity collection. Created without compromise, these kitchens provide a dream setting for those who appreciate the benefits and beauty of ergonomic design. Usually occupying a bright and airy space and using sleek finishes and minimalist features, we show what is needed to build your modern paradise.



SETTING THE SCENE

Capture a sleek and serene feeling with the contrasting use of soothing muted tones and rich darker tones, which when combined with an abundance of space and light will result in a kitchen that will bring out your inner calm. Incorporate natural materials such as timber, stone or marble to establish a sense of contrast and balance to your design.





TAVOLA & ZOLA SOFT-MATTE

Create a sense of sophisticated minimalism with straight lines and a handleless design. A fusion of Scandinavian and Japanese influences is achieved by the rich horizontal woodgrain of Tavola in Hacienda Black and the contrasting simplicity of the smooth matte Light Grey in Zola Soft Matte.

- 1 Tavola in Hacienda Black and Zola Matte Light Grey featuring handleless rail system in Graphite. Central island features open shelving. Glazed frames with frosted glass injects light and warmth into the design. Worktop and backsplash is Dekton Kraftizen Albarium22. Island worktop is Dekton Kira Grey.

Handleless Rail: Graphite, other finishes available (See page 236).





- 2
- 1 Sleek walk-in pantry in Light Grey blends effortlessly beyond the main kitchen area. Open shelving with LED strip lights conveys warmth and provides practical lighting in naturally darker areas.
 - 2 Open plan living area boasts beautiful open shelving and base cabinetry in Tavola Hacienda Black with Dekton Kira Grey worktop.
 - 3 Bespoke bench seating with storage is a quirky yet practical design feature.




ZOLA SOFT-MATTE

The adaptability of Zola's slab design allows for a myriad of possibilities to create a truly aspirational kitchen. Available in a Gloss, Soft-Matte or Matte finish, you can achieve a sleek and spacious contemporary look through a choice of muted or bold colours and a clever design layout.

1 Zola Soft-Matte in Indigo featuring handleless rail system in a trendy brass metallic finish. Worktop and upstand is Silestone Classic Calacatta.

Handleless Rail: Brass, other finishes available (See page 236).



- 2 Simplistic linear look achieved by the sleek handleless rail and bank of drawers across the full length of base units.
- 3 Integrated dishwasher cleverly framed with handleless rail for a truly streamlined look.

- 1 Zola Soft Matte Cashmere and White with handleless aluminium rail. Inspired by Scandinavian influences of wood and signature muted tones, this trademark look achieves a perfect fusion of style and practicality. Worktop and upstand is Silestone Royal Reef.
- 2 Enhance the space by incorporating over cabinet LED lighting to create a warm ambience.

Handleless Rail: Aluminium, other finishes available (See page 236).





- 1 Multi-functional island unit in White, featuring extra wide drawers for optimal storage and a streamlined appearance.
- 2 Open shelves act as a fresh alternative to internal drawers. The Oak finish provides a premium quality look resulting in a truly unique design feature.
- 3 Carry the minimalist look through to the adjacent laundry room. Incorporate integrated appliances at eye level for everyday convenience and frame with tall doors to maximise storage.





2

- 1 Zola Soft-Matte in Porcelain is contrasted with Rezana Weathered Silver throughout this Urban apartment with its compact kitchen and home office. Worktop is Corian Neutral Aggregate.
- 2 Home office in Porcelain features a pull-out filing drawer, open shelves and desktop are Rezana Weathered Silver.
- 3 Compact sink area with decorative timber shelf.

Handles: K1-274 and K1-336 (See page 234).



3

ZOLA SOFT-MATTE & REZANA

The fusion of smooth and textured finishes through the Zola Soft-Matte and Rezana doors is a perfect pairing for this compact design layout. The muted tones contrast beautifully with the richer hues and illustrates that smaller spaces can be just as stylish and impactful with the right choice of colours and materials.



1

TAVOLA & ZOLA MATTE

The dark and moody charcoal tones of Zola Graphite and rustic woodgrain of Tavola Parched Oak work beautifully in this small and sophisticated space. Achieve a streamlined, minimalist look with a selection of handleless doors and drawers.



1 Tavola Parched Oak and Zola Matte Graphite with graphite handleless rail. Features LED under cabinet lighting for added warmth. Worktop is Dekton Rem Smooth Matte White and backsplash is Iggy White Gloss Porcelain Mosaic tiles.

2 Full height larder units with integrated oven is perfect for smaller spaces.

Handleless Rail: Graphite, other finishes available (See page 236).





- 1 Window seating with streamlined drawer storage is a great way to amalgamate extra seating around a dining table.
- 2 A perfect balance of form and function, this stunning space features a compact workstation and a complementary reading nook which features parched oak open shelving with LED lighting.





ZOLA GLOSS & TAVOLA

A stunning example of what Sleek Serenity really means, the combined features of the Zola Gloss and Tavola doors bring beauty and functionality together effortlessly. A sense of balance is achieved with contrasting colours and finishes and an open plan room design allows for plenty of free movement around the kitchen.



- 1 Zola Gloss in Dust Grey and Cashmere with Tavola stained Carbon. Handleless rail system painted Dust Grey is used for a clutter-free look. Worktop is Silestone Marengo Quartz.
- 2 The Carbon stain used on the Tavola door accentuates its unique horizontal grain.

Handleless Rail: Aluminium in painted Dust Grey, other finishes available (See page 236).



STRADA MATTE

A resounding favourite for those seeking a contemporary space, Strada Matte painted offers a silky, durable and blemish free finish. Coupled with Strada's cutting-edge design and extensive colour options, you have a kitchen that meets your practical needs as well as your aesthetic demands.



- 1 Strada Matte Cashmere. For a zoned living space, opt for internal glass crittall doors which gives the illusion of more space. Add open shelving as an additional feature for storage or to act as a decorative display. Worktop and upstand is Silestone White Arabesque.
- 2 Achieve this ultra-modern light and airy space through a combination of soft muted colours and a simple design layout. The linear wall panelling and rich marble worktop create a statement designer look.





- 1 Pull-out bin in Anthracite and Silver Steel featuring two compartments, perfect for separating everyday waste and recyclables.
- 2 Floating wall units with under cabinet LED strip lighting creates a soft, warm ambience to the kitchen.
- 3 This compact study nook doesn't compromise on storage through a clever combination of drawer, cupboard and tall cabinetry resulting in a practical yet inviting work station.



- 2 This urban office retreat helps maintain the feel of more space by replicating the earthy two tone finishes of silky smooth Strada painted Lava and the rich horizontal grain in Tavola Carbon Oak to make the two spaces feel like one.



STRADA MATTE & TAVOLA

The uncomplicated pairing of the Strada and Tavola doors really excels when it comes to the smaller kitchen, providing a clean and orderly environment. Both ranges offer a large number of accompanying accessories that are easily adaptable so that you can devise specialised features that fit your particular space.

- 1 Strada Matte painted Lava and Tavola stained Carbon Oak.
The horizontal grain of the Tavola cabinets helps elongate the look of the kitchen and the island has been custom made to fit its unique shape. Worktop is Tundra Grey Marble.

Handle: K1-345 (See page 235).





- 1 Strada Matte painted Light Grey (wall and base units) and Dust Grey (island). Traditional meets modern with ornately styled home decor sitting harmoniously alongside contemporary kitchen cabinetry. Worktop is Boston Concrete.
- 2 Graphite coffee table with angular brushed chrome legs complement the dark tactile feel on the unit.
- 3 Wall hung contemporary media unit painted Dust Grey and Graphite features open shelves and spot light.


Furniture Legs: Brushed Chrome (See page 237).

STRADA GLOSS

Ideally suited to contemporary urban living Strada shows its versatility by offering numerous accessories that can be used to develop your own unique look. Whether you appreciate the softness of curves or prefer simple straight lines Strada Gloss has just what you are looking for.

1 Strada Gloss in White and Aldana painted Dust Grey. The Aldana freestanding larder unit with painted ash grain finish makes itself at home beside Strada's gloss cabinets. Worktop is Dekton Keon Ultra Compact.

Handle: K1-205 (See page 228).



- 1 In this home office, located on the mezzanine floor, the natural warm colour palette provides a calming influence. The Strada Gloss Light Grey finish on the cabinetry reflects the abundance of light from the window. Plenty of storage ensures a clutter free space.
- 2 Strada Gloss kitchen in Light Grey features recessed full height appliance housing units including floating kitchen wall and full height larder units. Worktop is Corian Domino Terrazzo.
- 3 External feature posts on the island allow for the continuous flow of the Strada J-handle below the worktop.





HARBORNE

Thanks to the unique design of the Harborne range, it flawlessly fuses with the endless design opportunities split level living offers. Natural materials provide a magnificent contrast with the deep rich hues of the Heritage Green.



1 Extra wide pan drawers lend to the overall, linear streamlined look in this contemporary space. Recessed bench seating and feature glazed doors utilises every inch of space and adds to the overall aesthetics. Worktop and backsplash is Dekton REM in White. Panelling on island is Egger Light Grey Chicago Concrete.

- 1 Modest walk-in pantry features open Oak shelving and ample base unit storage, making everyday items easily accessible.



- 2 A stylish home office solution which offers a practical area to work. Glazed frames create a brighter space with feature lighting and the Scandinavian inspired Oak panelling creates added warmth.
- 3 A cosy snug area is the ideal place to read, watch TV or completely unwind. Clever design can help to maximise storage in even the smallest of spaces.





2



1 This Harborne kitchen painted Light Grey makes a feature of the original fireplace by adding base units in the alcoves. Worktops are Dekton Splendor and solid Oak timber.

2 Harborne's sleek linear design is accentuated here with the use of wide pan drawers throughout the island and in the chimney breast alcoves.

3 Tall units provide ample storage and cleverly house the fridge and freezer to retain a sleek and linear look.

3



1

CLIFDEN

A simple shaker design with an ultra-modern twist, Clifden takes flair and panache to the next level through a bold colour choice, industrial styling and a rich brass handleless rail. The stunning room architecture creates a seamless transition from the indoors to the outdoors and naturally accentuates the Heritage Green paint colour.

- 1 Clifden painted Heritage Green. Features Handleless rail system in a contrasting rich metallic brass finish. Worktop is Dekton Natural Collection Rem (back run) and solid Oak (island).
- 2 Floor to ceiling tall housing with integrated oven tower for a streamlined look.

Handleless Rail: Brass, other finishes available (See page 236).





1 A fusion of natural solid Oak combined with exposed brick and industrial styling creates a stunning contrast of materials.

2 Continue the streamlined look with uninterrupted lines on the multi-functional island unit.

3 Contemporary room architecture beautifully merges the outdoors with the indoors through the inclusion of a quirky window hatch, perfect for alfresco dining and entertaining.



2 Sleek walk in pantry in Slate Blue adds extra space, storage and style, complete with LED strip lighting.



ARRINGTON

A simple narrow shaker style, Arrington is suited to both classic & contemporary settings. Its natural ash grain combined with a subtle line detail on the outer door frame adds richness to its design. Paired with its extensive selection of accessories, Arrington's versatility means that it can be the perfect backdrop to any room throughout your home.

1 Arrington kitchen painted Shell and Slate Blue is the epitome of structured simplicity for contemporary living. Back run consists of countertop cabinetry and tall larders with plain glazed top box cabinetry framed with modern cornice. Worktop is Cosentino Dekton Stonika Taga.

Handles: K1-353 and K1-354 (See page 234).



- 1 Multi-purpose central island in Slate Blue creates a defined space in this modern setting.
- 2 Window seat with additional drawer storage.
- 3 Recessed symmetrically designed, full height drinks dresser with triple panel doors, top boxes and LED strip lighting.



ALDANA

Achieve a modern Victorian aesthetic by opting for the versatility of Aldana, a narrow-framed shaker with an authentic grained finish. A fusion of painted Light Grey and Graphite cabinetry creates a monochrome feel. Unlimited colour options and plentiful accessories make Aldana a sound choice for any home setting.



- 1 Create perfect symmetry with Light Grey tall height units and integrated ovens on opposing sides of the hob area. Oversized island in Graphite creates a focal point which offers additional seating, a preparation area with integrated sink and feature glazed frames. Worktop and upstand is Calacatta Moonlight.
- 2 In keeping with the true hallmarks of Victorian architecture, opt for an integrated window seat and pair with parquet flooring, a bold contrast to the modern worktop and stark colour palette.

Handles: K1-363 and K1-364 (See page 232).





- 1 Opt for feature glazed feature doors and LED under cabinet lighting for a touch of warmth. Extra wide drawers at the hob area provide easy access to large pots and pans.
- 2 Compact recessed workstation in Light Grey with accompanying tall height cabinets for maximum storage. Desktop and shelving is Lapidica Calacatta Moonlight Marble Slab.



2

- 1 Ellesmere Painted Slate Blue featuring statement fluted paneling in Dove Slate. Worktop and upstand is Dekton Vera.
- 2 A stunning fusion of classic meets contemporary in this galley view through slab drawerfronts on the island and more traditional centre paneled drawerfronts on the sink run.

Handle: K1-280 (See page 234).

ELLESMERE

A fresh and contemporary take on a traditional inframe look, Ellesmere's superior smooth painted finish and subtle line detailing on the door means it's at home in both classic and contemporary settings. Choose a daring colour and combine with key design features such as slab drawers for a modern-day look.





1 Complementary furniture in the adjacent split-level room allows for continuity between living zones with this contemporary bookcase featuring matching square black handles and polished chrome legs.

2 Transform the space by incorporating over cabinet LED lighting for decorative purposes. Maximise storage with a functional floating shelf framed by tall units on either side.

Furniture Handle: K1-280 (See page 234).

Furniture Legs: Brushed Chrome (See page 237).



Internal Solutions

From dark, hard to reach corners to awkward pieces of cookware, we offer a range of indispensable storage solutions so you can be free to enjoy an extremely well organised kitchen.

While practicality is key, your storage doesn't have to compromise the overall look of your kitchen. The design versatility of our storage means that the inside can look just as beautiful as the outside.



CORNER STORAGE

Turn those dark, hard to reach spaces into practical, easy to reach areas with our cleverly designed corner pull-outs.

The Arco corner solutions offer effortless opening and ultimate practicality. Each tray swings gracefully out of the cabinet completely and independently. A high load capacity makes them suitable for housing heavy pots and pans, crockery or even small kitchen appliances. Available as a standard self-closing system or as a 'soft-closing' and 'soft-opening' model.

ARCO COMPACT



Arco Compact features Chrome round wire rails with White non-slip base.

ARCO LINEA



Arco Linea features Anthracite flat rails with Anthracite non-slip base.

PULL-OUT BINS

Keep your floorspace clutter-free and ensure your kitchen remains clean, tidy and hygienic with one of our cleverly concealed integrated bins, a real benefit for smaller kitchen spaces.

Depending on the size of your household, we offer a range of soft-close pull-out bins with one or more compartments ranging from 21 litre capacity to an enormous 86 litres! Available in Beige and Anthracite finishes.



Pull-out bin in Anthracite and Silver Steel available in 48 litre capacity option, featuring 2 x 24 litre bins suitable for 450/500mm wide cabinets.



Pull-out bin in Anthracite available in 64 litre, 2 x 24 litre bins and 2 x 8 litre bins suitable for 600mm wide cabinets.

OAK INTERNALS

Add a luxurious dimension to your kitchen with the inclusion of solid Oak storage. Ranging from cutlery inserts and spice drawers to larger pantry units and larders, you can completely transform the way your kitchen operates by creating organised areas that allow you to locate everything you need easily.

- 1 Larder unit with wine glass holder, wine rack, and specialised scalloped edge drawers that allow you to view contents easily.
- 2 Four door worktop larder featuring made to order coffee station with cup rail, unique shelving design and storage drawer for holding coffee pods.
- 3 Dresser featuring internal bar with wine glass holder, wine rack and antique mirrored glass back panel.

FEATURE UNITS

DOVETAIL DRAWERS & INSERTS



This tray set features a handy spice drawer with dovetailed construction above a framed solid Oak tray.



Bespoke cutlery insert trays will organise your utensils to ensure everything you need is at hand.



Deep pan drawers allow you to arrange pots and pans so that they are readily accessible.




LED Lighting

A carefully considered kitchen lighting scheme can completely transform the look and feel of your space. From prepping a meal for the family, to entertaining friends around the table, your choice of lighting not only sets the mood, but it can also enhance key design features within the kitchen itself. We offer a range of LED lighting solutions to meet both your practical and aesthetic needs.




COLOUR TEMPERATURES

LED's are available in two colour temperatures, Warm White and Natural White. The colour you choose can have a major impact on the overall look and feel of your kitchen space.



Warm White emits a yellow tone and naturally brings out the softer tones in painted kitchens with timber worktops and traditional tile finishes.



Natural White gives a cool crisp effect and enhances more modern kitchens with gloss, concrete and stainless steel finishes.

TASK LIGHTING

Sufficient lighting is a must in task based areas where hobs, sinks and even worktops are in use, as this aids safe cooking, washing and prepping. A range of LED options are available in aluminium and an on-trend matte black finish.



Under cabinet LED lighting in a trendy matte black finish transforms open Oak shelving into a unique design feature.

MOOD LIGHTING

Lighting that creates ambience in a kitchen setting can provide the most stunning effect and can transform a kitchen space better than anything else. Opt for recessed LED lighting under worktops, concealed above wall cabinets or even along the bottom of base units.



Effective under cabinet lights used in open shelves and cabinetry combined with LED strip lighting installed underneath the worktop surface of an island are clever ways to create the perfect atmospheric mood.

CONVENIENCE LIGHTING

Combine beautiful, functional lighting with everyday practicality through a range of switches and control modules for ultimate convenience. Choose from a range of wireless touch switches or control lighting from your smartphone via a Wifi app, or through voice control systems such as Amazon Echo or Google Home.

Finishes

Whether you opt for painted or stained we have a wide selection of colours and finishes to offer, with a view to designing your ultimate kitchen. As well as having our standard painted and stained finishes we also use specialised techniques to produce a unique range of metal paints that when used as a focal feature will set your kitchen design well apart from the rest.



STANDARD PAINT PALETTE PTO

Whites/Creams

	Brilliant White
	Porcelain
	Ivory

Beiges

	Shell
	Taupe Grey
	Mussel
	Stone
	Stone Grey
	Lava

Blues

	Pantry Blue
	Light Teal
	Airforce
	Parisian Blue
	Marine
	Slate Blue
	Indigo

Greens

	Sage Green
	Cardamom
	Reed Green
	Willow
	Viridian
	Heritage Green
	Deep Forest

Greys/Blacks

	Light Grey
	Dust Grey
	Monument Grey
	Gun Metal Grey
	Graphite
	Cannon Black

Pinks/Reds

	Cashmere
	Vintage Pink
	Antique Red

Standard paint colours can be applied to: Aldana, Arrington, Belgravia, Clifden, Ellesmere, Florence, Georgia, Harborne, Jacobsen, Jefferson, Madison, Strada Matte, Tavola, Wakefield, Winslow & Zola Matte.

OAK STAIN PALETTE STO

	Light Oak
	Parched Oak
	Espresso
	Weathered Silver
	Carbon
	Hacienda Black

Oak stains can be applied to: Rezana and Tavola.

KELSO STAIN PALETTE STO

	Sand Dune
	Silver Sage
	Fern Green
	Pacific Blue
	Vintage Port
	Truffle Green

Can be applied to Kelso only.

Timber veneers are randomly selected and therefore, each door will be different in grain structure and can have variation in colour.

FERRO PAINT PALETTE PTO

	Iron
	Rusted Iron
	Copper
	Oxidised Copper
	Brass
	Burnished Brass

Metal paints can be applied to Ferro only.

This document is intended only as a guide and, as no picture can accurately convey colour representation it is suggested you examine our products personally before purchase. Only then can you appreciate the detail of each and every component, the finishes applied and the superior quality. If your chosen finish is not on display, we recommend that you order a sample.



Kitchen Ranges (at a glance)

EX EXPRESS COLOURS

For some ranges you will see that they are available in a selection of Express Colours. These are colours that are popular and therefore we use them to pre-finish a number of our kitchens and make them available in a shorter amount of time.

STO STAIN TO ORDER

We offer a selection of stains in a variety of hues. Depending on the grain structure of your chosen door there will be variations in colour from range to range. We highly recommend that you request a sample before placing your order. (See page 217)

PTO PAINT TO ORDER

A large number of selected ranges are available in 32 on-trend paint to order colours. You can request that your kitchen be painted in any number or combination of these colours. (See page 216)

MTO MADE TO ORDER

Our made to order products are available to those who desire alternative sizes or designer features to create a bespoke kitchen. Speak to your kitchen designer for further details on what is available.

CMS COLOUR MATCH SERVICE

Choose that 'specific' colour you have been longing after using our Colour Match Service. It's as easy as you providing a RAL (European Standard) or BS (British Standard) colour reference and we will match it.

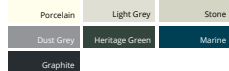


ALDANA

Style: narrow shaker
Finish: ash painted



EXPRESS COLOURS



25 PAINT TO ORDER COLOURS see page 216



CLIFDEN

Style: narrow shaker
Finish: smooth matte painted



EXPRESS COLOURS



28 PAINT TO ORDER COLOURS see page 216

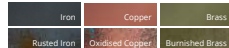


FERRO

Style: slab
Finish: painted metal



FERRO COLOURS



HARBORNE

Style: shaker with integrated handle
Finish: ash painted



EXPRESS COLOURS



29 PAINT TO ORDER COLOURS see page 216



ARRINGTON

Style: inframe effect narrow shaker
Finish: ash painted



32 PAINT TO ORDER COLOURS see page 216




DAWSON

Style: narrow shaker with bevelled edge & v-groove
Finish: smooth matte foil



EXPRESS COLOURS



FLORENCE

Style: shaker with internal bead
Finish: smooth matte painted



32 PAINT TO ORDER COLOURS see page 216



JACOBSEN

Style: inframe effect with raised centre panel
Finish: ash painted



32 PAINT TO ORDER COLOURS see page 216



BELGRAVIA

Style: inframe shaker with internal bead
Finish: ash painted



32 PAINT TO ORDER COLOURS see page 216



ELLESMERE

Style: inframe effect narrow shaker
Finish: smooth matte painted



32 PAINT TO ORDER COLOURS see page 216



GEORGIA

Style: shaker
Finish: smooth matte painted



32 PAINT TO ORDER COLOURS see page 216



JEFFERSON

Style: raised centre panel
Finish: ash painted or light oak



EXPRESS COLOURS



31 PAINT TO ORDER COLOURS see page 216



KELSO

Style: slab
Finish: ash stained



KELSO STAINS

Sand Dune	Silver Sage	Fern Green
Vintage Port	Pacific Blue	Truffle Grey



REZANA

Style: slab
Finish: knotty oak veneer cross scratched and stained



REZANA STAINS

Light Oak	Parched Oak	Espresso
Weathered Silver	Carbon	Hacienda Black



TAVOLA

Style: slab with horizontal grain
Finish: oak veneer painted or stained



TAVOLA STAINS

Light Oak	Parched Oak	Espresso
Weathered Silver	Carbon	Hacienda Black

32 PAINT TO ORDER COLOURS see page 216



ZOLA GLOSS

Style: slab
Finish: high gloss polyurethane



EXPRESS COLOURS

White	Porcelain	Light Grey
Cashmere	Dust Grey	Graphite



KENSINGTON

Style: shaker with bevelled edge & v-groove
Finish: ash effect foil



EXPRESS COLOURS

Porcelain	Ivory	Mussel
Light Grey	Cashmere	Dust Grey
Heritage Green	Indigo	Graphite



STRADA GLOSS

Style: slab with integrated J-handle
Finish: high gloss polyurethane



EXPRESS COLOURS

White	Porcelain	Light Grey
Cashmere	Dust Grey	Graphite



WAKEFIELD

Style: shaker with internal bead
Finish: ash painted or light oak



EXPRESS COLOURS

Light Oak	Porcelain	Ivory
Mussel	Light Grey	Sage Green
Stone	Dust Grey	Marine

24 PAINT TO ORDER COLOURS see page 216



ZOLA MATTE

Style: slab
Finish: smooth matte painted



32 PAINT TO ORDER COLOURS see page 216



MADISON

Style: shaker with v-groove
Finish: ash painted or light oak



EXPRESS COLOURS

Light Oak	Porcelain	Ivory
Mussel	Light Grey	Sage Green
Stone	Dust Grey	Marine

24 PAINT TO ORDER COLOURS see page 216



STRADA MATTE

Style: slab with integrated J-handle
Finish: smooth matte painted



EXPRESS COLOURS

White	Porcelain	Light Grey
Cashmere	Dust Grey	Marine
Graphite		

25 PAINT TO ORDER COLOURS see page 216



WINSLOW

Style: inframe effect shaker with internal bead
Finish: ash painted



32 PAINT TO ORDER COLOURS see page 216



ZOLA SOFT-MATTE

Style: slab
Finish: PET foil



EXPRESS COLOURS

White	Porcelain	Light Grey
Cashmere	Dust Grey	Indigo
Graphite		

Handle Choices

Choosing the right handles is a small but all-important decision that will transform your kitchen's appearance. Consider the variety of finishes, from luxurious brass and chrome to the neutral warmth of nickel or the stark contrast of black. Embrace the diverse design options with round or square knobs; shapely cups and textured bar handles to name a few. Whether you are aiming for timeless elegance or that contemporary chic aesthetic, our extensive range will ensure your vision is brought to life.



Knob with Backplate

- 1 *Chrome*
K1-180
- 2 *Brushed Nickel*
K1-179

Cup with Backplate

- 3 *Pewter*
K1-176
- 4 *Chrome*
K1-175
- 5 *Brushed Nickel*
K1-174
- 6 *Brass*
K1-320
- 7 *Pewter*
K1-173
- 8 *Chrome*
K1-172
- 9 *Brushed Nickel*
K1-171
- 10 *Brass*
K1-319

Slimline Bow Handle

- 11 *Chrome*
K1-177
- 12 *Brushed Nickel*
K1-178

Cup with Backplate

- 13 *Chrome*
K1-311
- 14 *Brushed Satin Nickel*
K1-308

Square Knob

- 15 *Chrome*
K1-309
- 16 *Brushed Satin Nickel*
K1-306

D-Handle

- 17 *Chrome*
K1-310
- 18 *Brushed Satin Nickel*
K1-307



Round Knob

- 1 *Pewter*
K1-170
- 2 *Chrome*
K1-169
- 3 *Brushed Nickel*
K1-269
- 4 *Satin Brass*
K1-267
- 5 *Antique Copper*
K1-268
- 6 *Oak*
K1-113

Round Cup Handle

- 7 *Chrome*
K1-315
- 8 *Brushed Nickel*
K1-272
- 9 *Satin Brass*
K1-270
- 10 *Antique Copper*
K1-271

Block D-Handle

- 11 *Bright Chrome*
K1-145
- 12 *Brushed Nickel*
K1-146

D-Handle

- 13 *Chrome*
K1-187
- 14 *Brushed Nickel*
K1-317
- 15 *Satin Brass*
K1-318
- 16 *Brushed Copper*
K1-201

Rounded D-Handle

- 17 *Chrome*
K1-316
- 18 *Brushed Nickel*
K1-266
- 19 *Satin Brass*
K1-264
- 20 *Antique Copper*
K1-265

Rectangular Knob

- 21 *Chrome*
K1-314
- 22 *Brushed Nickel*
K1-263
- 23 *Satin Brass*
K1-261
- 24 *Antique Copper*
K1-262

Bow Handle

- 1 *Pewter*
K1-154
- 2 *American Copper*
K1-152
- 3 *Brushed Satin Brass*
K1-303
- 4 *Polished Nickel*
K1-153

Round Knob

- 5 *Pewter*
K1-160
- 6 *American Copper*
K1-158
- 7 *Brushed Satin Brass*
K1-301
- 8 *Polished Nickel*
K1-159

Round Cup

- 9 *Polished Nickel*
K1-156
- 10 *Pewter*
K1-157
- 11 *Brushed Satin Brass*
K1-302
- 12 *American Copper*
K1-155

Stepped D-Handle


- 13 *Mirror Polished*
K1-202
- 14 *Silk Polished*
K1-204
- 15 *Polished Brass*
K1-205
- 16 *Brushed Brass*
K1-203
- 17 *Matte Black*
K1-206

Knob on Backplate

- 18 *Chrome*
K1-312
- 19 *Brushed Satin Brass*
K1-313

Block D-Handle

- 20 *Chrome*
K1-325
- 21 *Brushed Nickel*
K1-326

**Elongated Cup**

- 1 *Polished Nickel*
K1-195
- 2 *Brushed Satin Nickel*
K1-197
- 3 *Brushed Satin Brass*
K1-304
- 4 *American Copper*
K1-196

Round Knob

- 5 *Polished Nickel*
K1-198
- 6 *Brushed Satin Nickel*
K1-200
- 7 *Brushed Satin Brass*
K1-305
- 8 *American Copper*
K1-199

Square Cup Handle

- 9 *Polished Nickel*
K1-191
- 10 *Polished Nickel*
K1-193
- 11 *Polished Brass*
K1-192
- 12 *Polished Brass*
K1-194

D-Handle

- 13 *Brushed Nickel*
K1-52
- 14 *Brushed Nickel*
K1-53

Rounded D-Handle

- 15 *Bright Chrome*
K1-165
- 16 *Inox*
K1-166

Modern Bow Handle

- 17 *Bright Chrome*
K1-147
- 18 *Brushed Nickel*
K1-148

Round Knob

- 1 *Inox Look*
K1-219
- 2 *Antique Brown*
K1-218
- 3 *Matte Black*
K1-220

D-Handle

- 4 *Inox Look*
K1-215
- 5 *Antique Brown*
K1-214
- 6 *Matte Black*
K1-216

Oval Knob

- 7 *Bright Chrome*
K1-207
- 8 *Inox Look*
K1-209
- 9 *Antique Brown*
K1-208
- 10 *Matte Black*
K1-210

Square Knob

- 11 *Satin Nickel*
K1-257
- 12 *Black Nickel*
K1-258

Square D-Handle

- 13 *Satin Nickel*
K1-259
- 14 *Black Nickel*
K1-260

Square Cup Handle

- 15 *Satin Nickel*
K1-255
- 16 *Black Nickel*
K1-256

D-Handle

- 17 *Brushed Nickel*
K1-388
- 18 *Brushed Brass*
K1-386
- 19 *Matte Black*
K1-387

Square Knob

- 20 *Antique Brass*
K1-223

Rectangular Knob

- 21 *Antique Brass*
K1-221



Square Cup

- 1 *Bright Nickel*
K1-357
- 2 *Antique Brass*
K1-359
- 3 *Matte Black*
K1-361

D-Handle

- 4 *Bright Nickel*
K1-358
- 5 *Antique Brass*
K1-360
- 6 *Matte Black*
K1-362
- 7 *Inox*
K1-350
- 8 *Antique Brown*
K1-349
- 9 *Antique Grey*
K1-348
- 10 *Brushed Nickel*
K1-324

Round Cup

- 11 *Brushed Nickel*
K1-323

Classic Bow Handle

- 12 *Antique Brass*
K1-61

Bow Handle

- 13 *Antique Copper*
K1-225
- 14 *Antique Brass*
K1-226
- 15 *Powter*
K1-99

Round Knob

- 15 *Powter*
K1-104

Knurled Bar

- 1 *Brushed Nickel*
K1-370
- 2 *Antique Brushed Brass*
K1-364
- 3 *Matte Black*
K1-367
- 4 *Antique Brushed Brass*
K1-365

Also available in:
Brushed Nickel
K1-371
Matte Black
K1-368

Knurled T-Bar

- 5 *Brushed Nickel*
K1-369
- 6 *Antique Brushed Brass*
K1-363
- 7 *Matte Black*
K1-366

Knurled Bar with Backplate

- 8 *Antique Brass*
K1-328
- 9 *Antique Brass*
K1-329
- 10 *Matte Black*
K1-331
- 11 *Matte Black*
K1-332

Knurled T-Bar with Round Backplate

- 12 *Antique Brass*
K1-327
- 13 *Matte Black*
K1-330

Bar Handle

- 14 *Brushed Nickel*
K1-321
- 15 *Brushed Nickel*
K1-322



Square Bar Handle

- 1 *Chrome*
K1-379
- 2 *Brushed Nickel*
K1-385
- 3 *Brushed Brass*
K1-381
- 4 *Matte Black*
K1-383

Square T-Bar

- 5 *Chrome*
K1-378
- 6 *Brushed Nickel*
K1-384
- 7 *Brushed Brass*
K1-380
- 8 *Matte Black*
K1-382

Fluted T-Bar

- 9 *Brushed Nickel*
K1-376
- 10 *Antique Brushed Brass*
K1-372
- 11 *Matte Black*
K1-374

Fluted Bar Handle

- 12 *Brushed Nickel*
K1-377
- 13 *Antique Brushed Brass*
K1-373
- 14 *Matte Black*
K1-375

Block Bar Handle

- 15 *Brushed Nickel*
K1-184

Modern Bow

- 16 *Brushed Chrome*
K1-86

Slimline D-Handle

- 17 *Polished Chrome*
K1-164

Round Flat Knob

- 1 *Inox Look*
K1-274
- 2 *Brushed Brass*
K1-273
- 3 *Brushed Anthracite*
K1-275
- 4 *Brushed Black*
K1-276

Square D-Handle

- 5 *Inox*
K1-278
- 6 *Brushed Brass*
K1-277
- 7 *Brushed Anthracite*
K1-279
- 8 *Brushed Matte Black*
K1-280

T-Bar


- 9 *Inox*
K1-353
- 10 *Brushed Brass*
K1-351
- 11 *Brushed Matte Black*
K1-355

Bar Handle

- 12 *Inox*
K1-354
- 13 *Brushed Brass*
K1-352
- 14 *Brushed Matte Black*
K1-356

Trim Handle

- 15 *Inox*
K1-336
- 16 *Brushed Brass*
K1-334
- 17 *Brushed Matte*
K1-338
- 18 *Inox Look*
K1-335
- 19 *Brushed Brass*
K1-333
- 20 *Brushed Matte Black*
K1-337



Trim Handle

- 1 *Inox*
K1-344
Also available in:
Brushed Brass
K1-341
Matte Black
K1-347
- 2 *Inox*
K1-342
- 3 *Inox*
K1-343
Also available in:
Brushed Brass
K1-340
Matte Black
K1-346
- 4 *Brushed Brass*
K1-339
- 5 *Matte Black*
K1-345
2 sizes available
in handles 10-13 below:
- 10 *Chrome*
K1-241/244
- 11 *Matte Black*
K1-248/251
- 12 *Chrome*
K1-227/230
- 13 *Matte Black*
K1-234/237

Slimline D-Handle


- 6 *Brushed Nickel*
K1-393
- 7 *Brushed Brass*
K1-389
- 8 *Matte Black*
K1-391
- 9 *Matte Black*
K1-392
Also available in:
Brushed Nickel
K1-394
Brushed Brass
K1-390





HANDLELESS RAILS

Complementary or contrasting, whatever your personality you can create a true handleless kitchen that's as striking as it is sleek; with rails available in a selection of finishes.



Aluminium

Brass

Graphite



Handleless Rail *Painted*

Available in a palette of 32 paint colours, providing the perfect complement or contrast in your kitchen design. Please refer to page 216 to view all colour options.



FURNITURE LEGS

Our furniture legs have been specially selected to enhance the wide range of complementary furniture pieces that can be created to enhance your living space and lifestyle.

AY-1LEGBRUSHED

Brushed Chrome



AY-1LEGPOLISHED

Polished Chrome



AY-1LEGBRASS

Antique Brass

